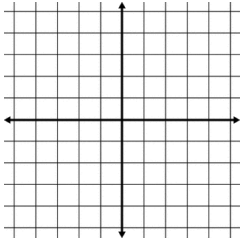


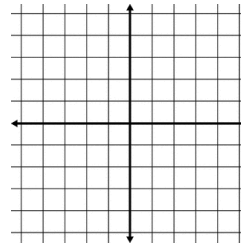
Algebra 1: 1.3 Homework
Algebraic and Graphical Representations of Functions

Name _____ Period _____

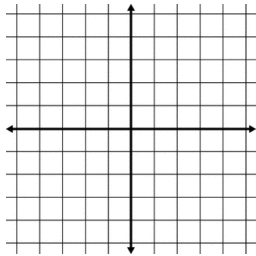
1. Draw a function that is CONTINUOUS.



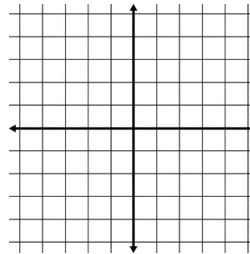
2. Draw a DISCRETE function



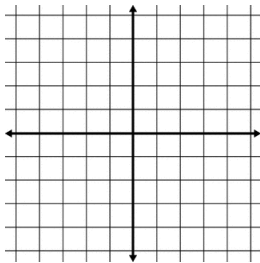
3. Sketch a graph that is NOT a Function.



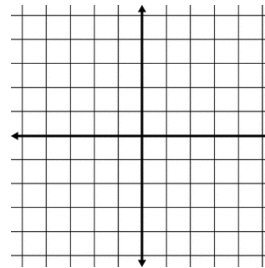
4. Sketch a CONSTANT function



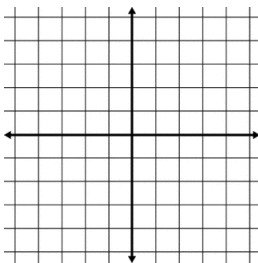
5. Draw a function w/ Constant Rate of Change



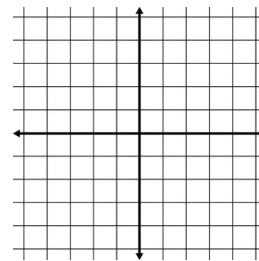
6. Draw a function w/ Variable Rate of Change



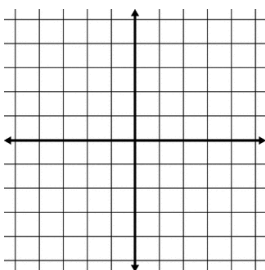
7. Draw a LINEAR function



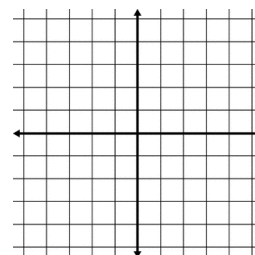
8. Draw an EXPONENTIAL function



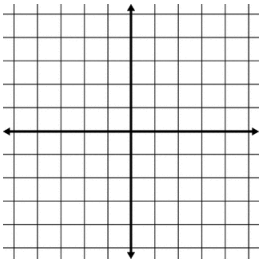
9. Draw an ABSOLUTE VALUE function



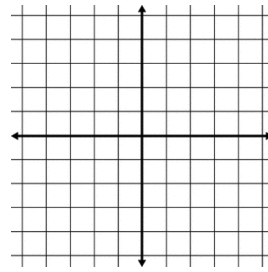
10. Draw a QUADRATIC function



11. Draw a PIECEWISE function

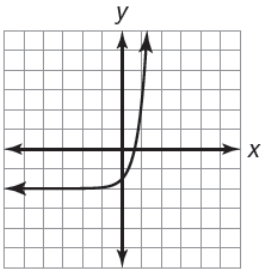


12. Draw a Discrete Absolute Value function

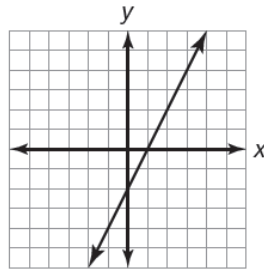


Determine whether each graph represents an increasing function, a decreasing function, a constant function, or a combination of increasing and decreasing functions.

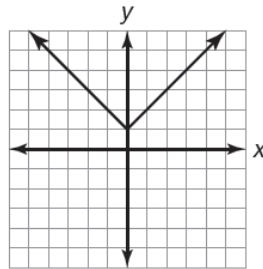
13.



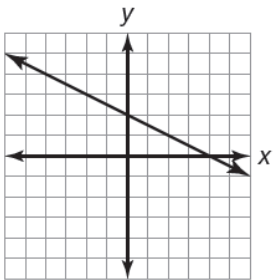
14.



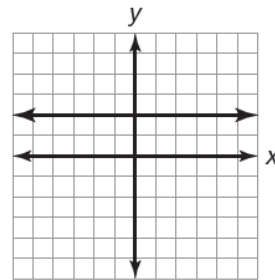
15.



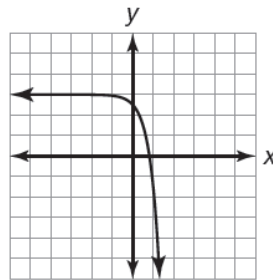
16.



17.

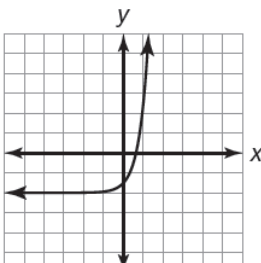


18.

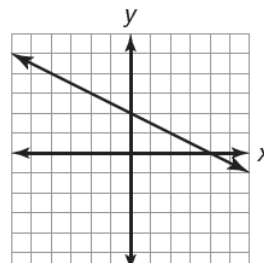


Determine whether each graph represents a linear function, a quadratic function, an exponential function, a linear absolute value function, a linear piecewise function, or a constant function.

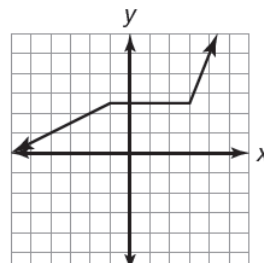
19.



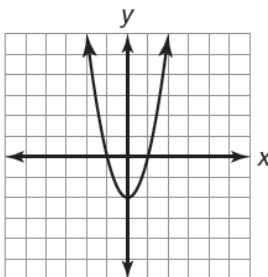
20.



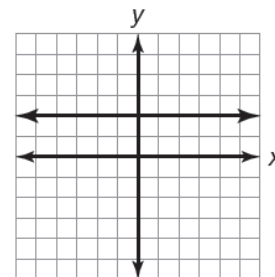
21.



22.



23.



24.

